





Soft P40 LED Mesh Screen

Technical Specification&Images



Model	/	P40-WGP-1	P40-WGP-2	P40-WGP-3
IC Type		GS8208	TM1914	TM1914
LEDs/Pixel	SMD	SMD3535*1	SMD3535*2	SMD 3535*3
Pixel Density	Pixel/M ²		576	
Horizontal pitch	mm		41.6mm	
Vertical pitch	mm		41.6mm	
Grayscale	bit		12 bit (4096)	
Brightness	nits	3500	5000	6000
Contrast	/	'1:1200	1:1200	1:2000
Horizontal viewing angle			140°	
Vertical viewing angle			140°	
Scan			Static	
Maximum power consumption	w/m ²	165W	325W	485W
Average power consumption	w/m ²	50W	95W	140W
Unit weight	kg/m ²	4.5kg	4.8kg	5.1 kg
Refresh frequency	Hz	3840 HZ	3840 HZ	3840 HZ
Power supply voltage	DC/ V	DC12/15V	DC 12V	DC 12V
Life span	H		≥80000H	
Transparency	%	45%	45%	45%
Ingress protection	IP		IP67	
Housing&Base Material			PC	
Housing Color		Transparent/Black		


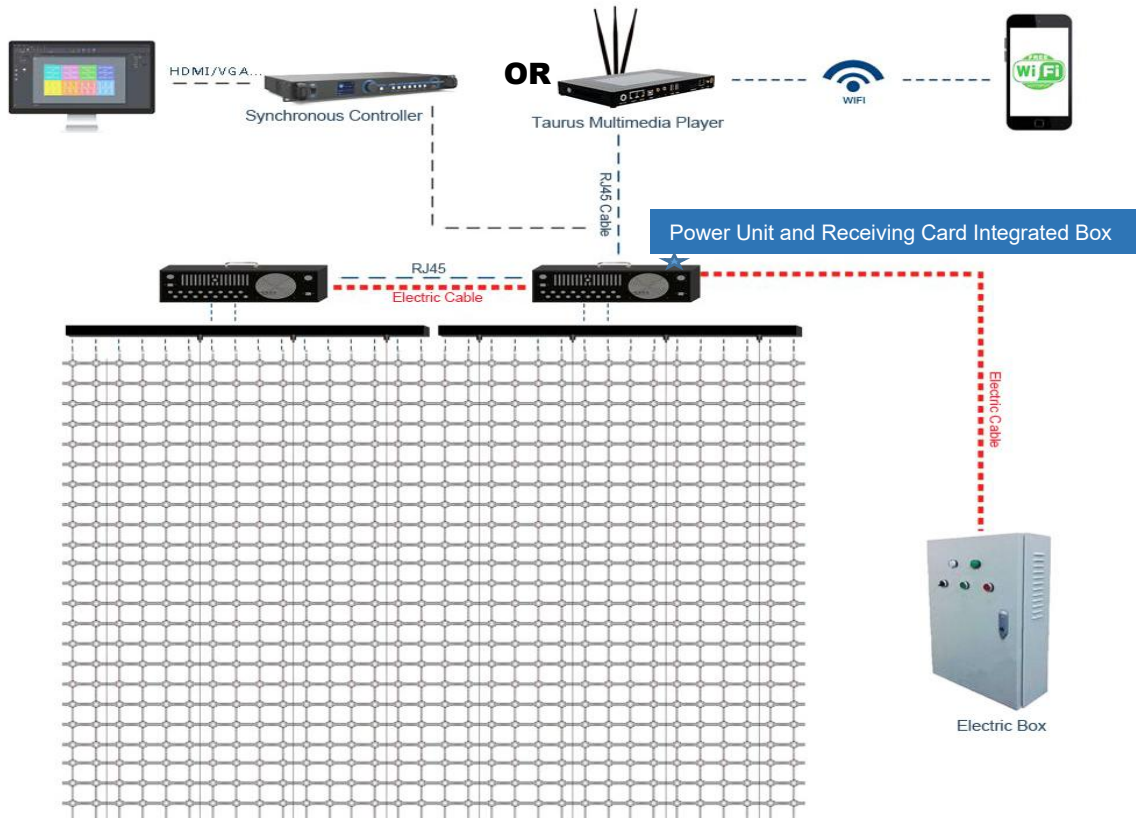


PSU+ 16 Channel Novastar Data Distribution Box
Please confirm local voltage before order



Soft P40 LED Mesh Screen

Control and Display System



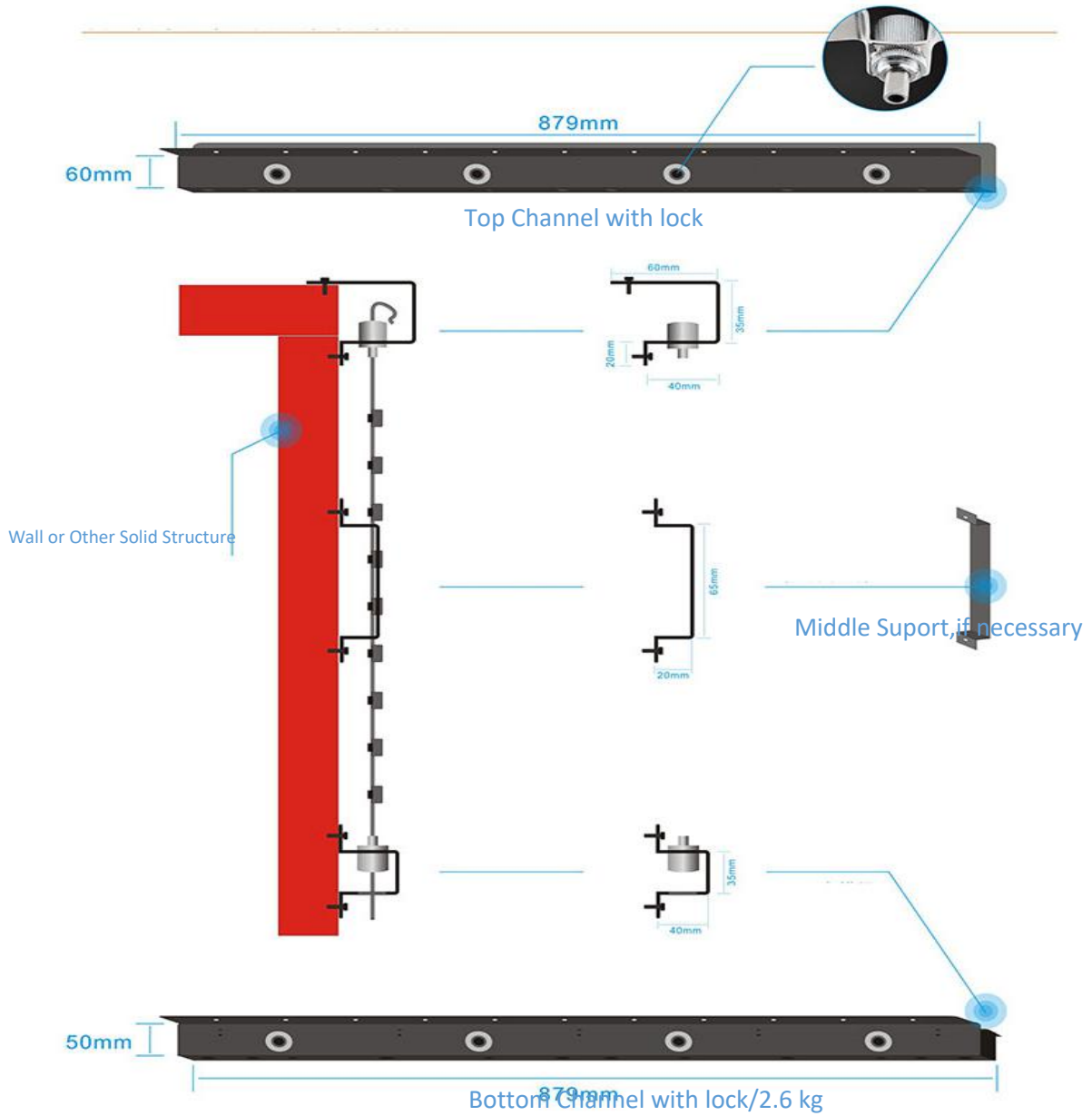
Certification





Soft P40 LED Mesh Screen

The Fixture



Integrated PSU and Scan Box



Model	Loading Capacity	Dimension	Weight
TOP3.0-16CH-12V-800W	P55 0.88x4m(w*h)	670*270*85 mm	7.5 KG
TOP3.0-16CH-12V-1600W	P55 0.88x 8m(w*h)	670*270*85 mm	8.6 KG
TOP3.0-16CH-12V-3200W	P55 0.88x16m(w*h)	670*270*135 mm	13.5 KG